



Results

Survey 383774

Number of records in this query:	16
Total records in survey:	16
Percentage of total:	100.00%



Field summary for A1

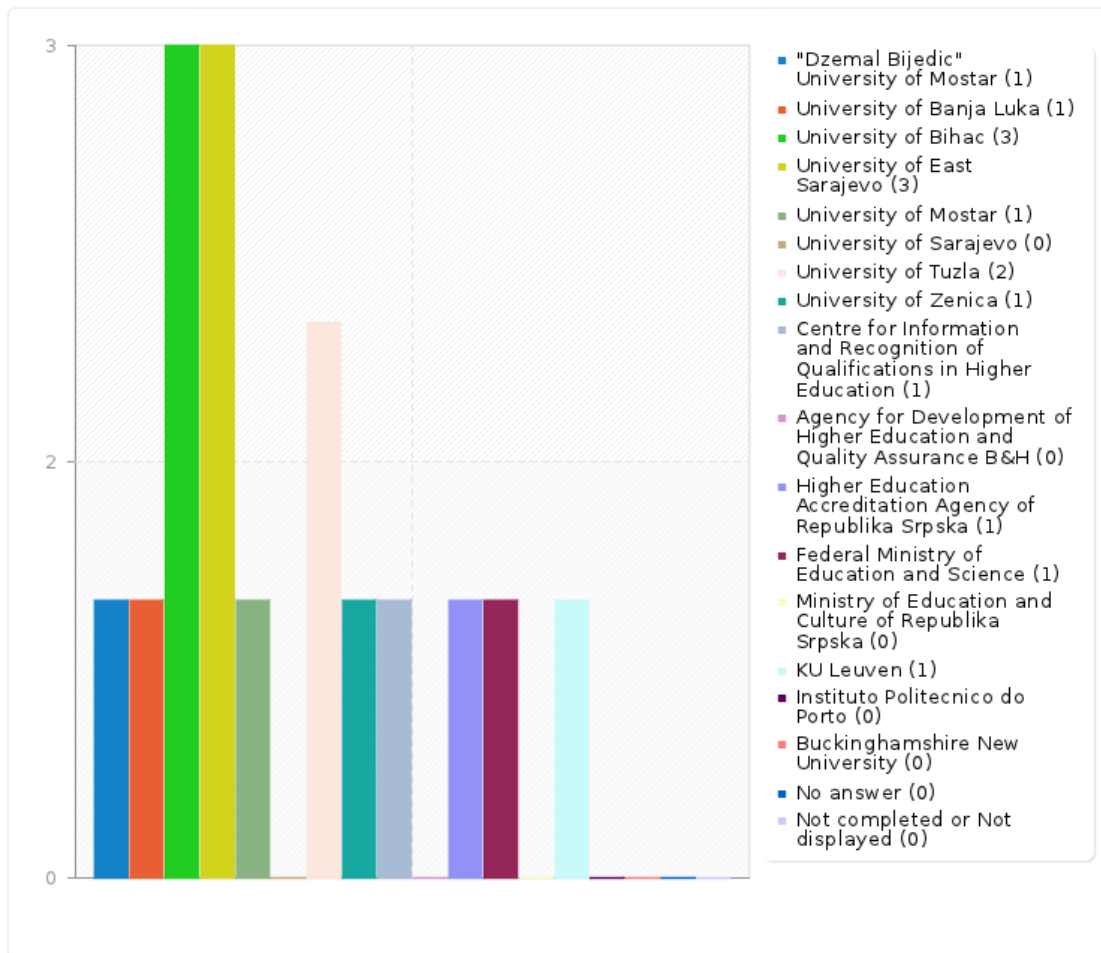
Your institution:

Answer	Count	Percentage
"Dzemal Bijedic" University of Mostar (A1)	1	6.25%
University of Banja Luka (A2)	1	6.25%
University of Bihac (A3)	3	18.75%
University of East Sarajevo (A4)	3	18.75%
University of Mostar (A5)	1	6.25%
University of Sarajevo (A6)	0	0.00%
University of Tuzla (A7)	2	12.50%
University of Zenica (A8)	1	6.25%
Centre for Information and Recognition of Qualifications in Higher Education (A9)	1	6.25%
Agency for Development of Higher Education and Quality Assurance B&H (10)	0	0.00%
Higher Education Accreditation Agency of Republika Srpska (11)	1	6.25%
Federal Ministry of Education and Science (12)	1	6.25%
Ministry of Education and Culture of Republika Srpska (13)	0	0.00%
KU Leuven (14)	1	6.25%
Instituto Politecnico do Porto (15)	0	0.00%
Buckinghamshire New University (16)	0	0.00%
No answer	0	0.00%
Not completed or Not displayed	0	0.00%



Field summary for A1

Your institution:





Field summary for A4(SQ001)

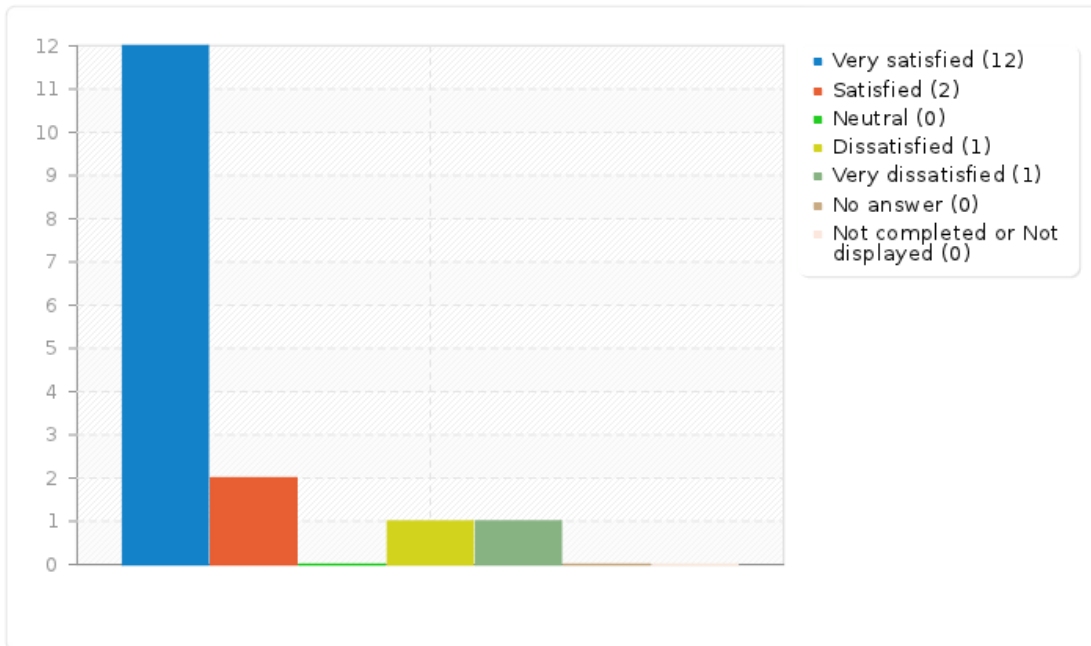
[with the quality of planning and organization of meeting?]

Answer	Count	Percentage
Very satisfied (A1)	12	75.00%
Satisfied (A2)	2	12.50%
Neutral (A3)	0	0.00%
Dissatisfied (A4)	1	6.25%
Very dissatisfied (A5)	1	6.25%
No answer	0	0.00%
Not completed or Not displayed	0	0.00%



Field summary for A4(SQ001)

[with the quality of planning and organization of meeting?]





Field summary for A4(SQ002)

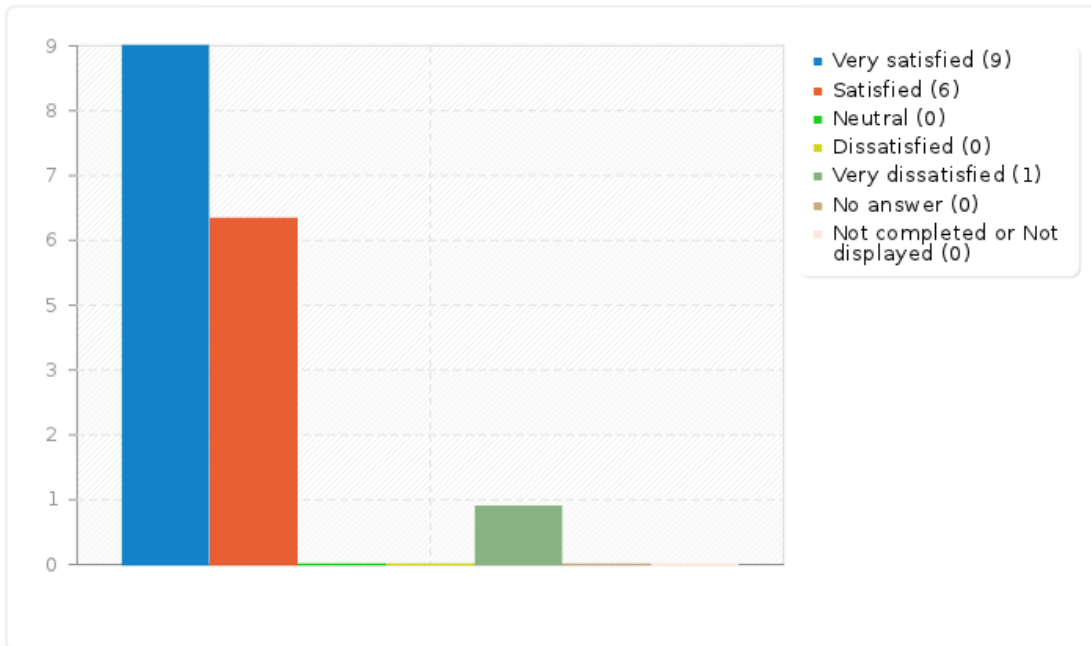
[with the scope of information presented?]

Answer	Count	Percentage
Very satisfied (A1)	9	56.25%
Satisfied (A2)	6	37.50%
Neutral (A3)	0	0.00%
Dissatisfied (A4)	0	0.00%
Very dissatisfied (A5)	1	6.25%
No answer	0	0.00%
Not completed or Not displayed	0	0.00%



Field summary for A4(SQ002)

[with the scope of information presented?]





Field summary for A4(SQ003)

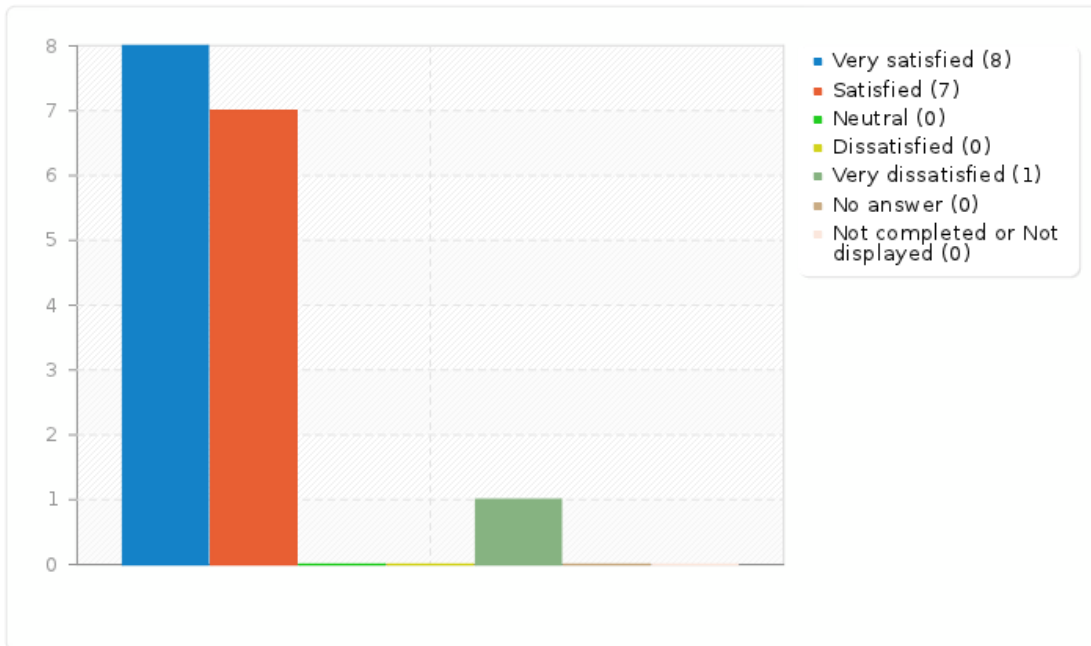
[with the usefulness of the information?]

Answer	Count	Percentage
Very satisfied (A1)	8	50.00%
Satisfied (A2)	7	43.75%
Neutral (A3)	0	0.00%
Dissatisfied (A4)	0	0.00%
Very dissatisfied (A5)	1	6.25%
No answer	0	0.00%
Not completed or Not displayed	0	0.00%



Field summary for A4(SQ003)

[with the usefulness of the information?]





Field summary for A4(SQ004)

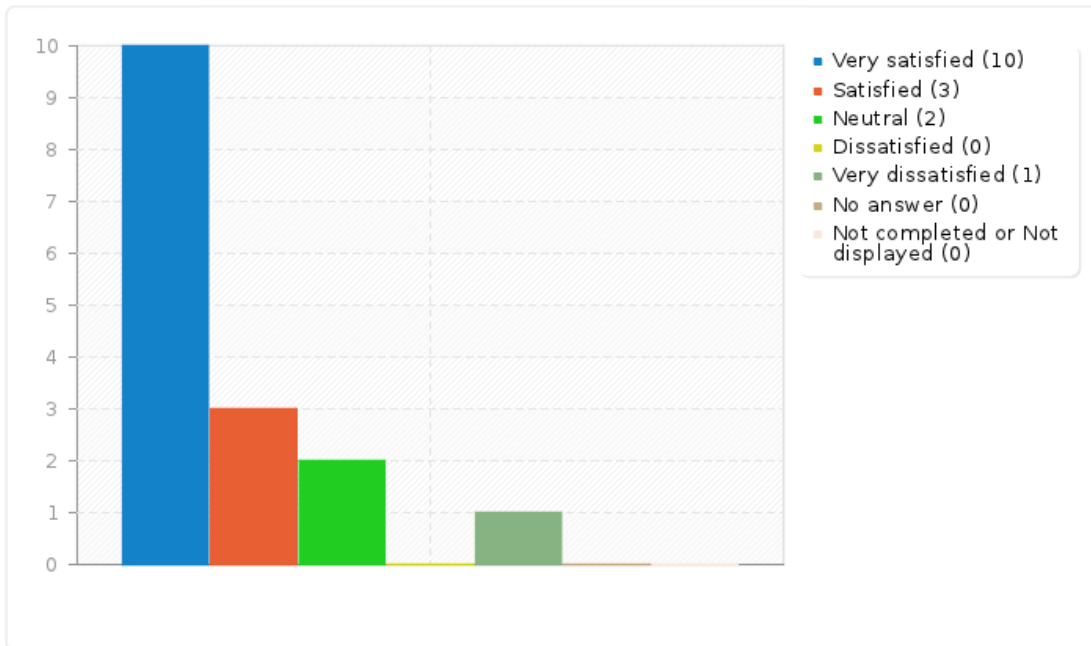
[with the quality of the presentations in the general sessions?]

Answer	Count	Percentage
Very satisfied (A1)	10	62.50%
Satisfied (A2)	3	18.75%
Neutral (A3)	2	12.50%
Dissatisfied (A4)	0	0.00%
Very dissatisfied (A5)	1	6.25%
No answer	0	0.00%
Not completed or Not displayed	0	0.00%



Field summary for A4(SQ004)

[with the quality of the presentations in the general sessions?]





Field summary for A4(SQ005)

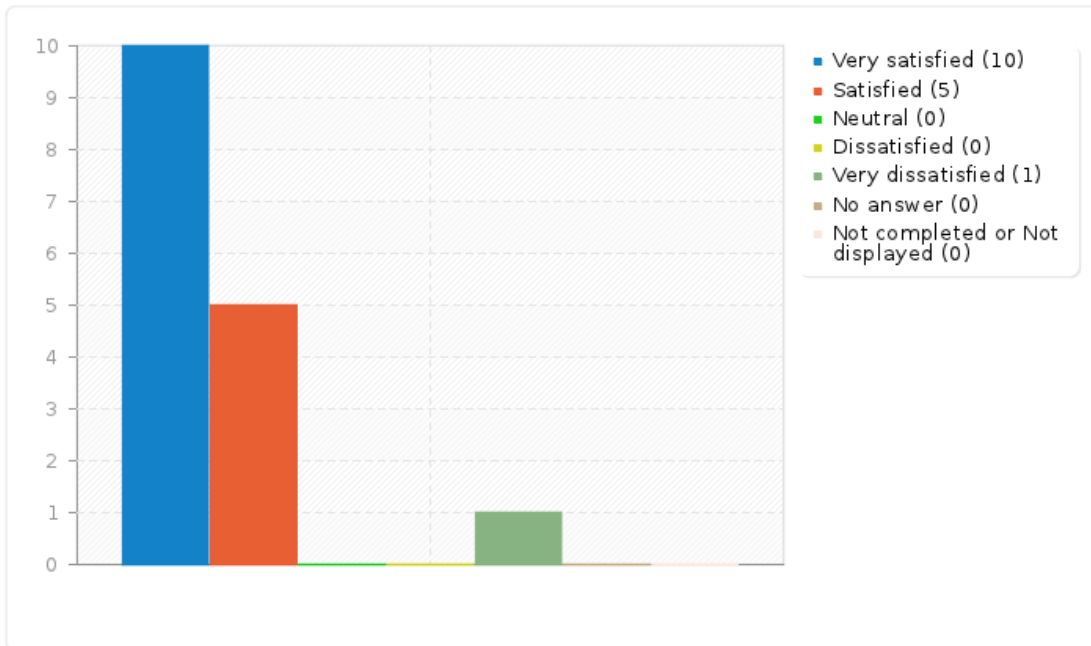
[with the overall meeting format's emphasis on event?]

Answer	Count	Percentage
Very satisfied (A1)	10	62.50%
Satisfied (A2)	5	31.25%
Neutral (A3)	0	0.00%
Dissatisfied (A4)	0	0.00%
Very dissatisfied (A5)	1	6.25%
No answer	0	0.00%
Not completed or Not displayed	0	0.00%



Field summary for A4(SQ005)

[with the overall meeting format's emphasis on event?]





Field summary for A4(SQ006)

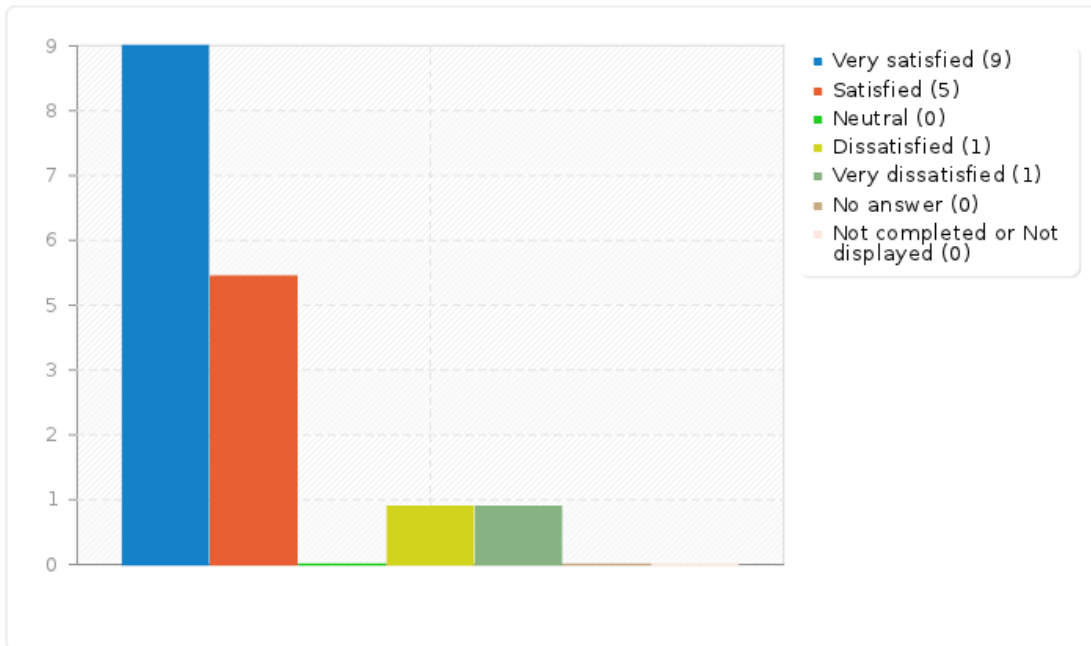
[that you had sufficient time to network and share ideas with you colleagues and experts?]

Answer	Count	Percentage
Very satisfied (A1)	9	56.25%
Satisfied (A2)	5	31.25%
Neutral (A3)	0	0.00%
Dissatisfied (A4)	1	6.25%
Very dissatisfied (A5)	1	6.25%
No answer	0	0.00%
Not completed or Not displayed	0	0.00%



Field summary for A4(SQ006)

[that you had sufficient time to network and share ideas with you colleagues and experts?]





Field summary for A4(SQ007)

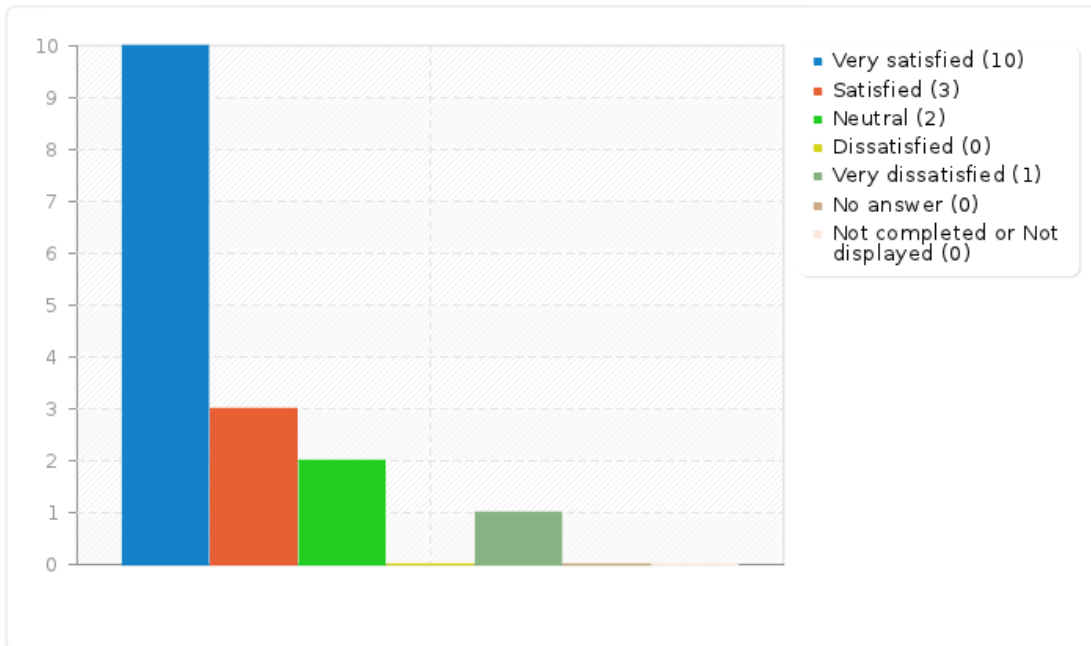
[with the events' overall value in helping you improve your professional effectiveness?]

Answer	Count	Percentage
Very satisfied (A1)	10	62.50%
Satisfied (A2)	3	18.75%
Neutral (A3)	2	12.50%
Dissatisfied (A4)	0	0.00%
Very dissatisfied (A5)	1	6.25%
No answer	0	0.00%
Not completed or Not displayed	0	0.00%



Field summary for A4(SQ007)

[with the events' overall value in helping you improve your professional effectiveness?]





Field summary for A4(SQ008)

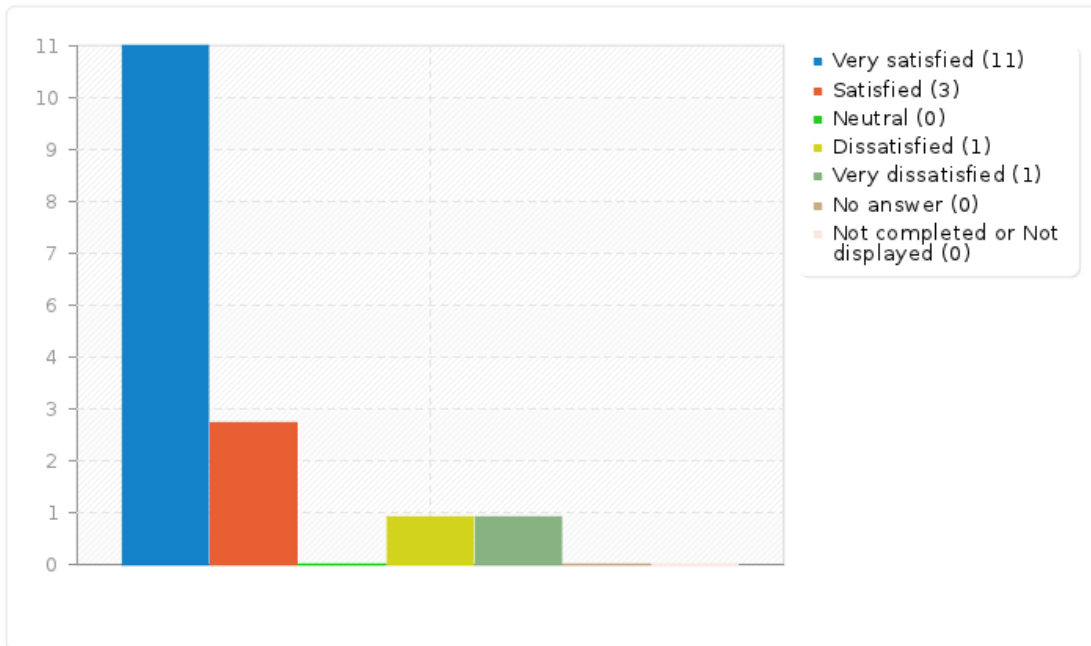
[with your institution's role in the project?]

Answer	Count	Percentage
Very satisfied (A1)	11	68.75%
Satisfied (A2)	3	18.75%
Neutral (A3)	0	0.00%
Dissatisfied (A4)	1	6.25%
Very dissatisfied (A5)	1	6.25%
No answer	0	0.00%
Not completed or Not displayed	0	0.00%



Field summary for A4(SQ008)

[with your institution's role in the project?]





Field summary for A5

Please provide comments supporting your answers in the previous questions. Are there any additional comments or suggestions you would like to make regarding the project in generally? Anything missing or that could have been removed? Any suggestions on how to better drive the project further?

Answer	Count	Percentage
Answer	7	43.75%
No answer	9	56.25%
Not completed or Not displayed	0	0.00%

ID	Response
3	Since the project is in its initial stage of activities we expect to provide concrete suggestions as the project progresses.
5	Project partners should pay attention to have written presentations taking into account the issue of the unit costs. Presentations should also use the appropriate Erasmus+ logo's.
7	Project goals are being followed. Organization might have been better prepared and located. Secure resources for activities apart from the agenda (aiming to enhance networking).
8	-
14	I have to wait to much time in order to get a payment. I am still waiting for reimbursement of my travel and accommodation in Bihac.
15	All the best for good UES team!!!!
16	No comments. Good job.