



Results

Survey 381782

Number of records in this query:	11
Total records in survey:	11
Percentage of total:	100.00%



Field summary for A1

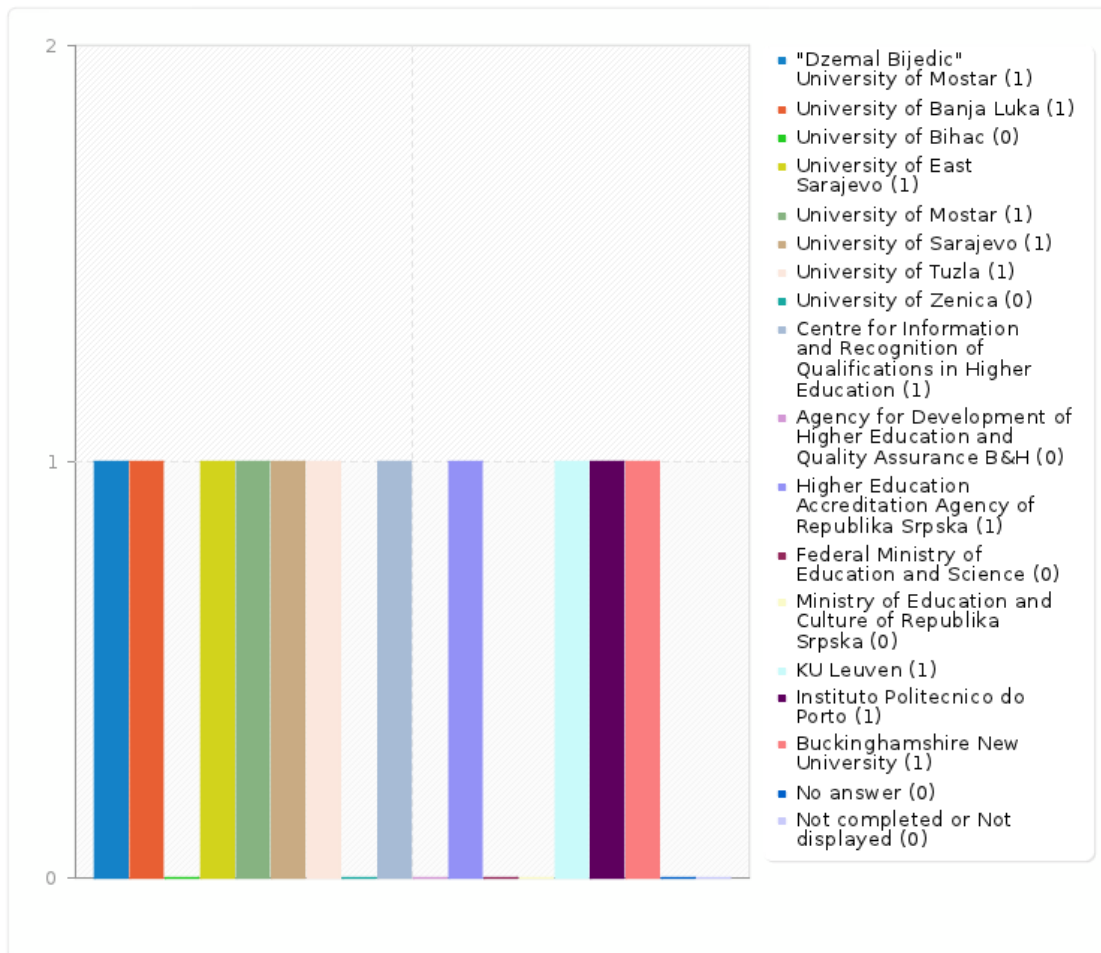
Your institution:

Answer	Count	Percentage
"Dzemal Bijedic" University of Mostar (A1)	1	9.09%
University of Banja Luka (A2)	1	9.09%
University of Bihac (A3)	0	0.00%
University of East Sarajevo (A4)	1	9.09%
University of Mostar (A5)	1	9.09%
University of Sarajevo (A6)	1	9.09%
University of Tuzla (A7)	1	9.09%
University of Zenica (A8)	0	0.00%
Centre for Information and Recognition of Qualifications in Higher Education (A9)	1	9.09%
Agency for Development of Higher Education and Quality Assurance B&H (10)	0	0.00%
Higher Education Accreditation Agency of Republika Srpska (11)	1	9.09%
Federal Ministry of Education and Science (12)	0	0.00%
Ministry of Education and Culture of Republika Srpska (13)	0	0.00%
KU Leuven (14)	1	9.09%
Instituto Politecnico do Porto (15)	1	9.09%
Buckinghamshire New University (16)	1	9.09%
No answer	0	0.00%
Not completed or Not displayed	0	0.00%



Field summary for A1

Your institution:





Field summary for A2

Name and surname (optional):

Answer	Count	Percentage
Answer	9	81.82%
No answer	2	18.18%
Not completed or Not displayed	0	0.00%

ID	Response
1	Nenad Markovi?
2	Snjezana Maric
3	Jelena Rozic
5	Florin Ioras
8	Tatjana Radakovic
10	Adnan Rahimi?
12	Mónica Vieira
13	Dženan Omanovi?
14	Maja Kazazic



Field summary for A3

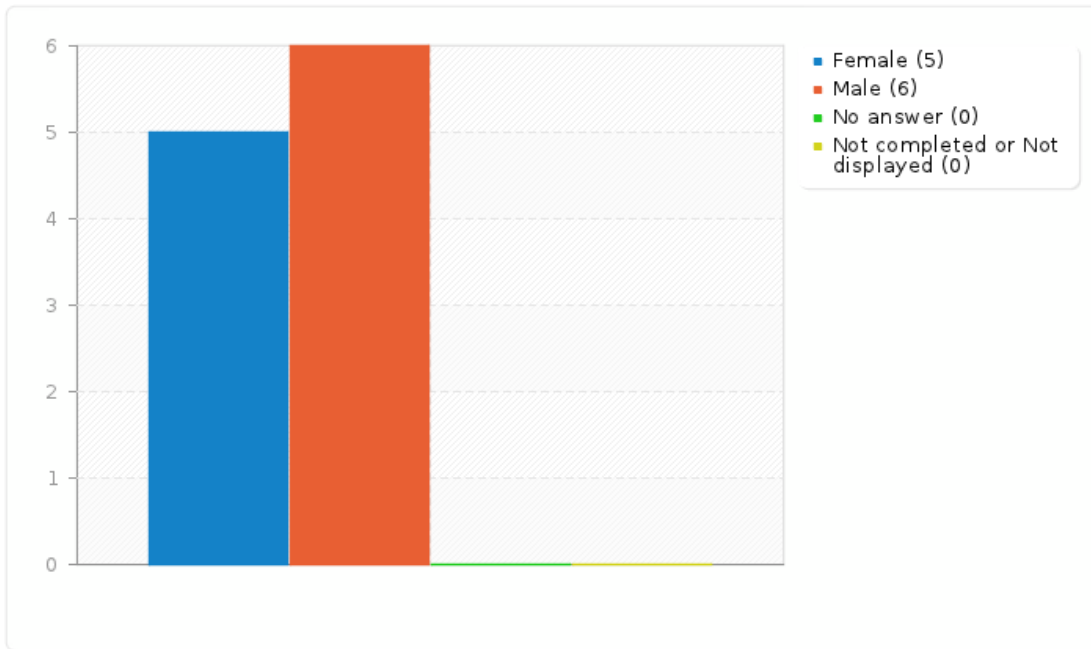
Gender:

Answer	Count	Percentage
Female (F)	5	45.45%
Male (M)	6	54.55%
No answer	0	0.00%
Not completed or Not displayed	0	0.00%



Field summary for A3

Gender:





Field summary for A4(SQ001)

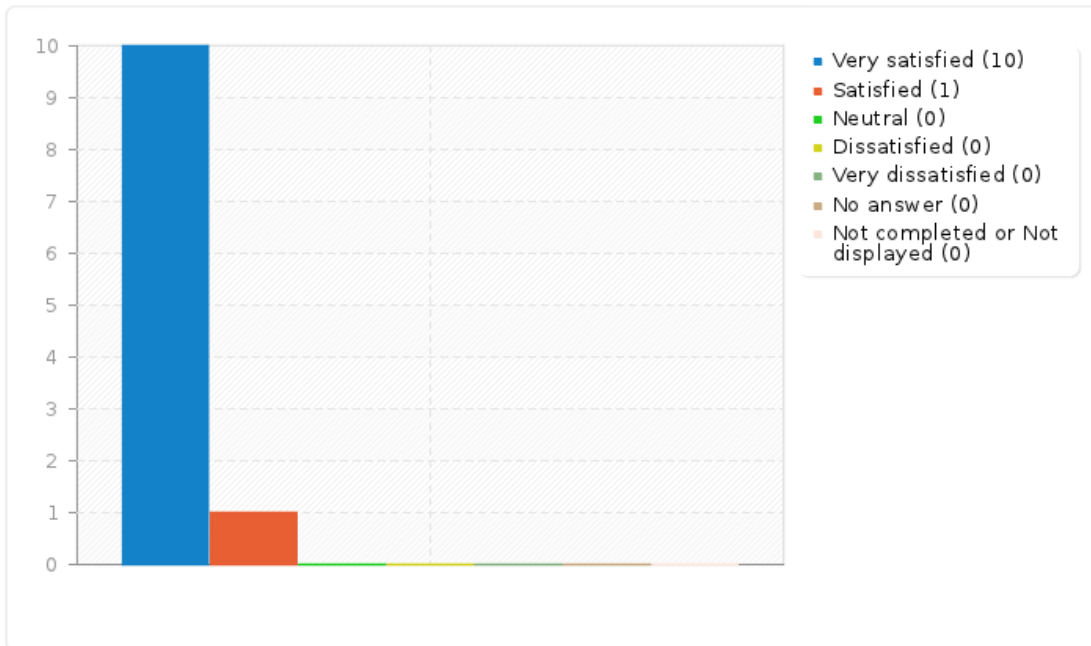
[with the quality of planning and organization of meeting?]

Answer	Count	Percentage
Very satisfied (A1)	10	90.91%
Satisfied (A2)	1	9.09%
Neutral (A3)	0	0.00%
Dissatisfied (A4)	0	0.00%
Very dissatisfied (A5)	0	0.00%
No answer	0	0.00%
Not completed or Not displayed	0	0.00%



Field summary for A4(SQ001)

[with the quality of planning and organization of meeting?]





Field summary for A4(SQ002)

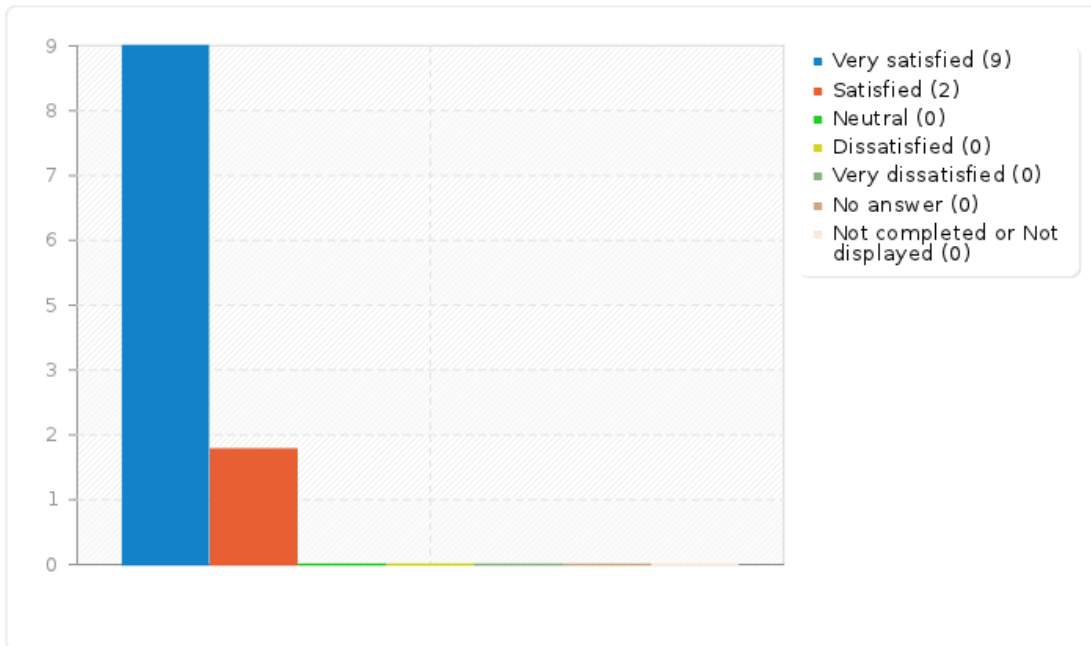
[with the scope of information presented?]

Answer	Count	Percentage
Very satisfied (A1)	9	81.82%
Satisfied (A2)	2	18.18%
Neutral (A3)	0	0.00%
Dissatisfied (A4)	0	0.00%
Very dissatisfied (A5)	0	0.00%
No answer	0	0.00%
Not completed or Not displayed	0	0.00%



Field summary for A4(SQ002)

[with the scope of information presented?]





Field summary for A4(SQ003)

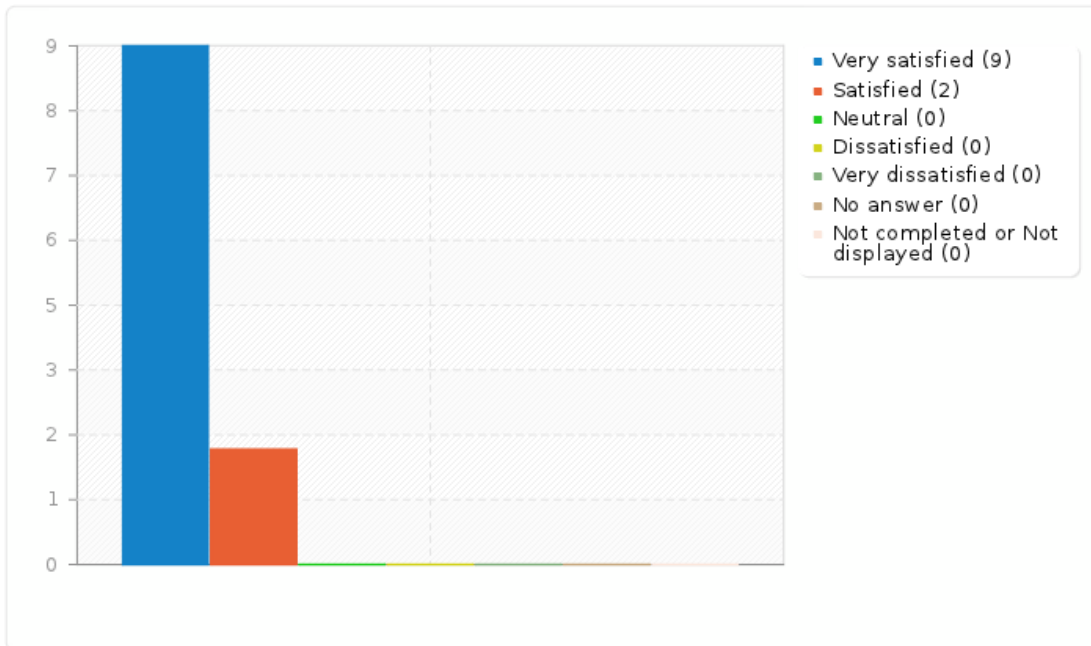
[with the usefulness of the information?]

Answer	Count	Percentage
Very satisfied (A1)	9	81.82%
Satisfied (A2)	2	18.18%
Neutral (A3)	0	0.00%
Dissatisfied (A4)	0	0.00%
Very dissatisfied (A5)	0	0.00%
No answer	0	0.00%
Not completed or Not displayed	0	0.00%



Field summary for A4(SQ003)

[with the usefulness of the information?]





Field summary for A4(SQ004)

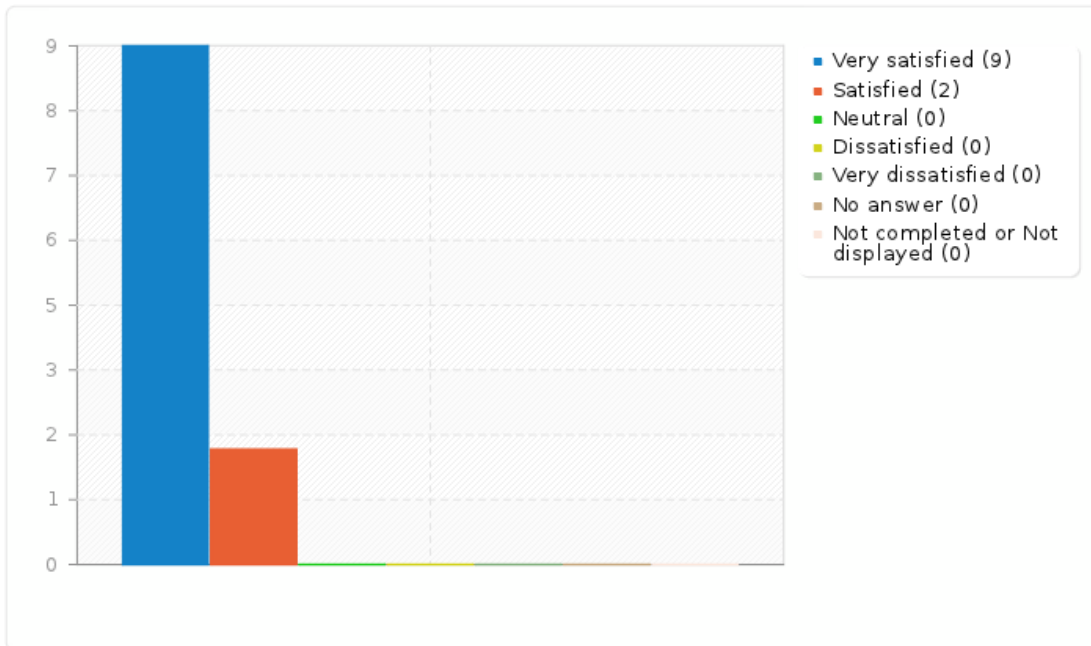
[with the quality of the presentations in the general sessions?]

Answer	Count	Percentage
Very satisfied (A1)	9	81.82%
Satisfied (A2)	2	18.18%
Neutral (A3)	0	0.00%
Dissatisfied (A4)	0	0.00%
Very dissatisfied (A5)	0	0.00%
No answer	0	0.00%
Not completed or Not displayed	0	0.00%



Field summary for A4(SQ004)

[with the quality of the presentations in the general sessions?]





Field summary for A4(SQ005)

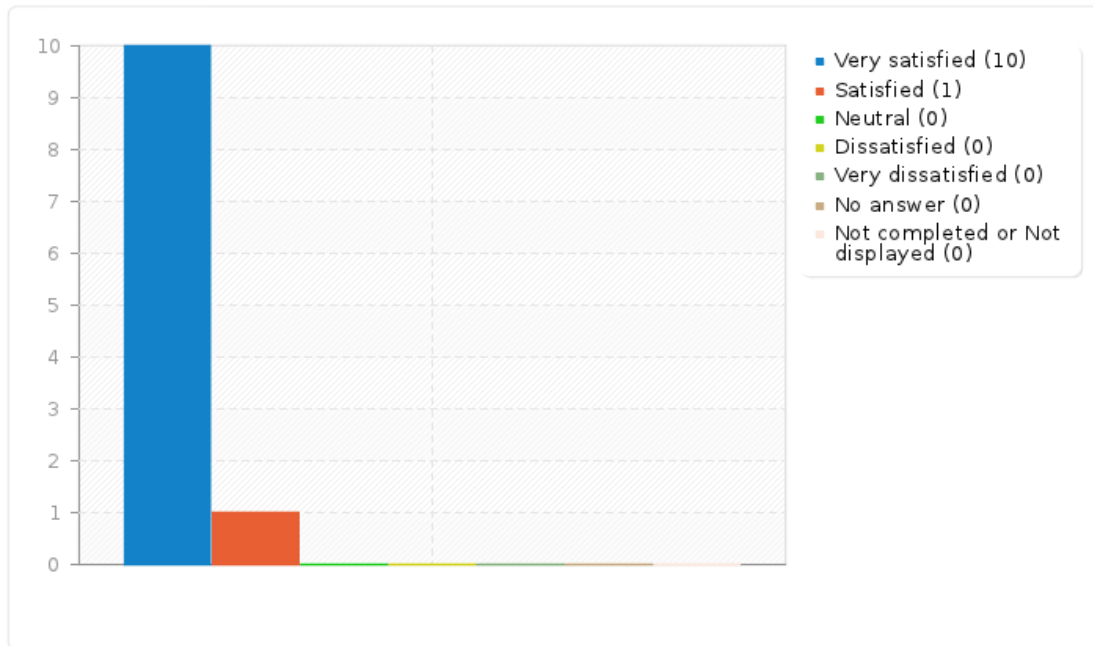
[with the overall meeting format's emphasis on event?]

Answer	Count	Percentage
Very satisfied (A1)	10	90.91%
Satisfied (A2)	1	9.09%
Neutral (A3)	0	0.00%
Dissatisfied (A4)	0	0.00%
Very dissatisfied (A5)	0	0.00%
No answer	0	0.00%
Not completed or Not displayed	0	0.00%



Field summary for A4(SQ005)

[with the overall meeting format's emphasis on event?]





Field summary for A4(SQ006)

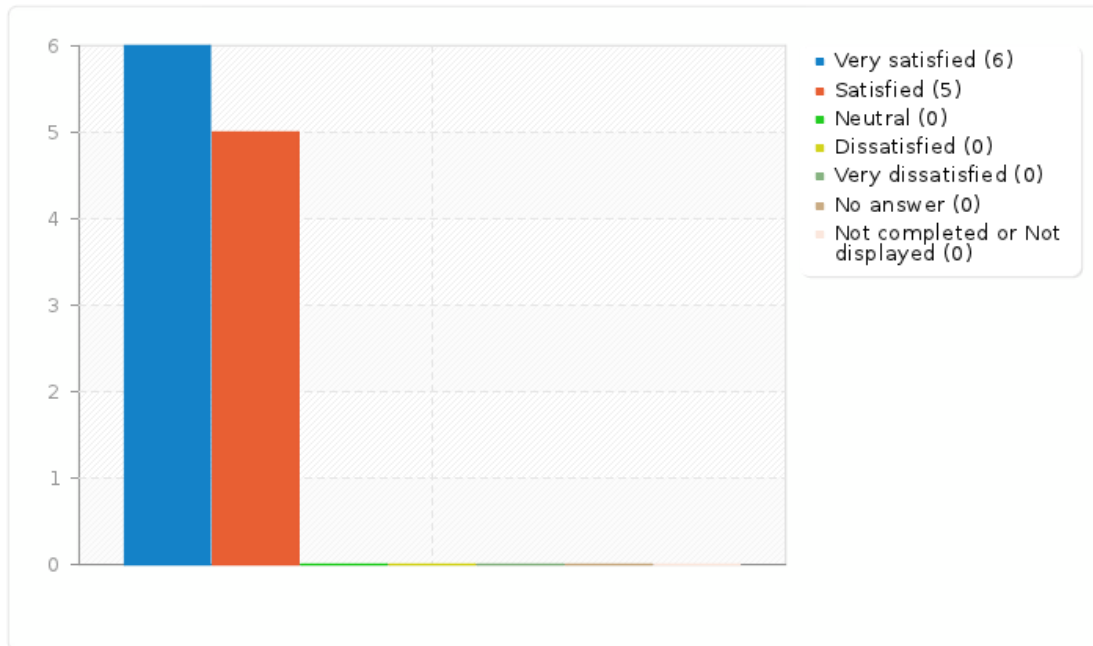
[that you had sufficient time to network and share ideas with you colleagues and experts?]

Answer	Count	Percentage
Very satisfied (A1)	6	54.55%
Satisfied (A2)	5	45.45%
Neutral (A3)	0	0.00%
Dissatisfied (A4)	0	0.00%
Very dissatisfied (A5)	0	0.00%
No answer	0	0.00%
Not completed or Not displayed	0	0.00%



Field summary for A4(SQ006)

[that you had sufficient time to network and share ideas with you colleagues and experts?]





Field summary for A4(SQ007)

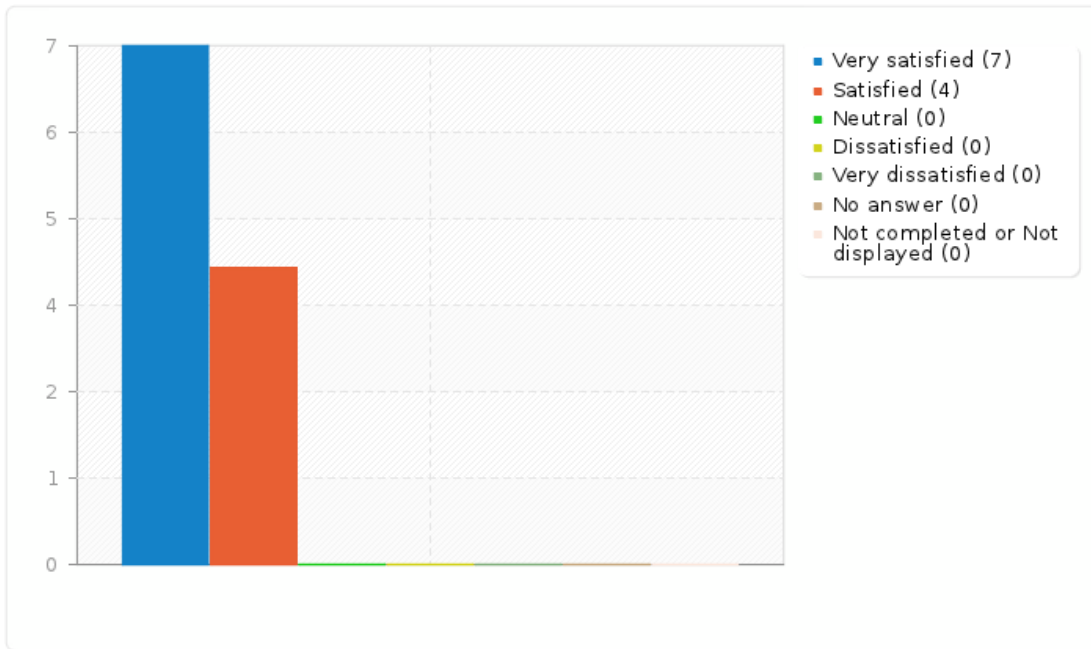
[with the events' overall value in helping you improve your professional effectiveness?]

Answer	Count	Percentage
Very satisfied (A1)	7	63.64%
Satisfied (A2)	4	36.36%
Neutral (A3)	0	0.00%
Dissatisfied (A4)	0	0.00%
Very dissatisfied (A5)	0	0.00%
No answer	0	0.00%
Not completed or Not displayed	0	0.00%



Field summary for A4(SQ007)

[with the events' overall value in helping you improve your professional effectiveness?]





Field summary for A4(SQ008)

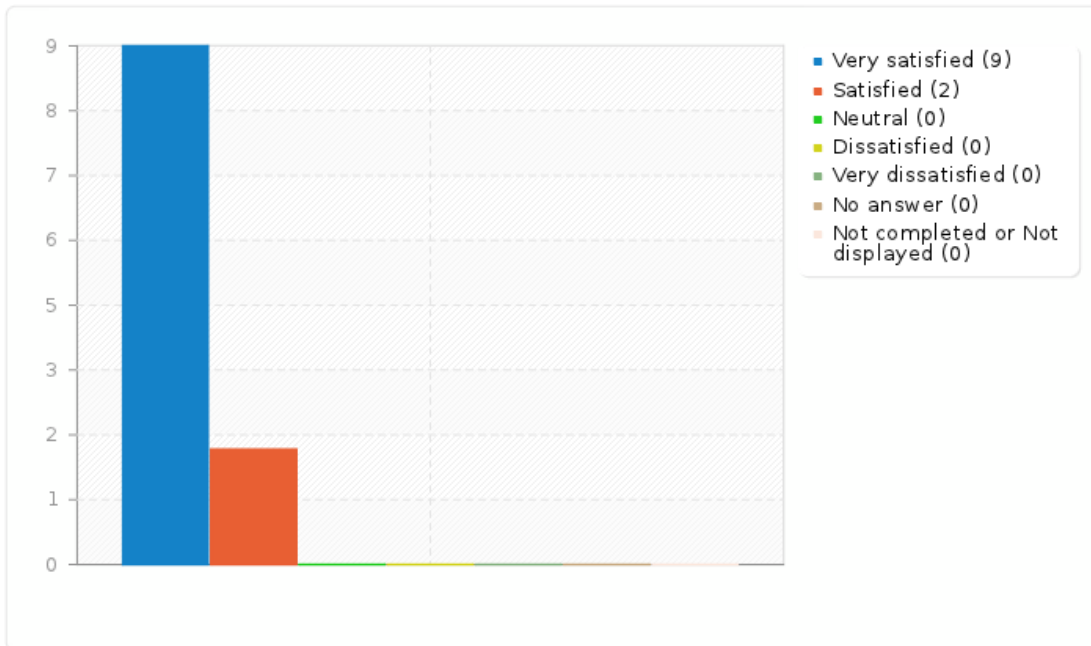
[with your institution's role in the project?]

Answer	Count	Percentage
Very satisfied (A1)	9	81.82%
Satisfied (A2)	2	18.18%
Neutral (A3)	0	0.00%
Dissatisfied (A4)	0	0.00%
Very dissatisfied (A5)	0	0.00%
No answer	0	0.00%
Not completed or Not displayed	0	0.00%



Field summary for A4(SQ008)

[with your institution's role in the project?]





Field summary for A5

Please provide comments supporting your answers in the previous questions. Are there any additional comments or suggestions you would like to make regarding the project in general? Anything missing or that could have been removed? Any suggestions on how to better drive the project further?

Answer	Count	Percentage
Answer	6	54.55%
No answer	5	45.45%
Not completed or Not displayed	0	0.00%

ID	Response
2	I'd like to thank to our hosts prof. Florin Ioras and prof. Indrachapa Bandara on kindness and good organization of the meeting. I'm thinking about that how to find money (how to pay trip and stay costs) for student for Practical training/workshops at Gent and Porto, but I'm worried.
5	N/A
8	Perhaps it would not be so bad to stress to participants that when they present their work, they should give an overall assessment instead of reading whole documents at the meeting. Documents are accessible at the project web page anyway. This would be time effective and would reflect the extent to which all participating institutions are familiar with the project activity. This can not apply to those partners who have sent a representative who was not involved in some previous phases of the project and is only supposed to read the report. Can't expect wonders..:-)
10	n/a
12	Thank you every one for the work and the cooperation. I think we are going very well.
13	Many thanks to Nenad and Dejan who do their best